

Forsyth Barr Listed Property Fund

Forsyth Barr Investment Funds

Fund Update as at 31 December 2020

This fund update was first made publicly available on 12 February 2021.

What is the purpose of this update?

This document tells you how the Forsyth Barr Listed Property Fund has performed and what fees were charged. The document will help you to compare the fund with other funds. Forsyth Barr Investment Management Limited prepared this update in accordance with the Financial Markets Conduct Act 2013. This information is not audited and may be updated.

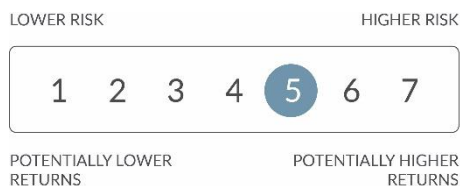
Description of this fund

The Forsyth Barr Listed Property Fund invests in selected listed property vehicles. We aim for positive long-term returns. These kinds of investments will typically have high levels of movement up and down in value.

Total value of the fund	\$30,530,946
The date the fund started	26 June 2008

What are the risks of investing?

Risk indicator for Forsyth Barr Listed Property Fund:



The risk indicator is rated from 1 (low) to 7 (high). The rating reflects how much the value of the fund's assets goes up and down. A higher risk generally means higher potential returns over time, but more ups and downs along the way.

To help you clarify your own attitude to risk, you can seek financial advice or work out your risk profile at www.sorted.org.nz/tools/investor-kickstarter.

Note that even the lowest category does not mean a risk-free investment, and there are other risks that are not captured by this rating.

This risk indicator is not a guarantee of a fund's future performance. The risk indicator is based on the returns data for the five years to 31 December 2020. While risk indicators are usually relatively stable, they do shift from time to time. The risk indicator will continue to be updated in future fund updates.

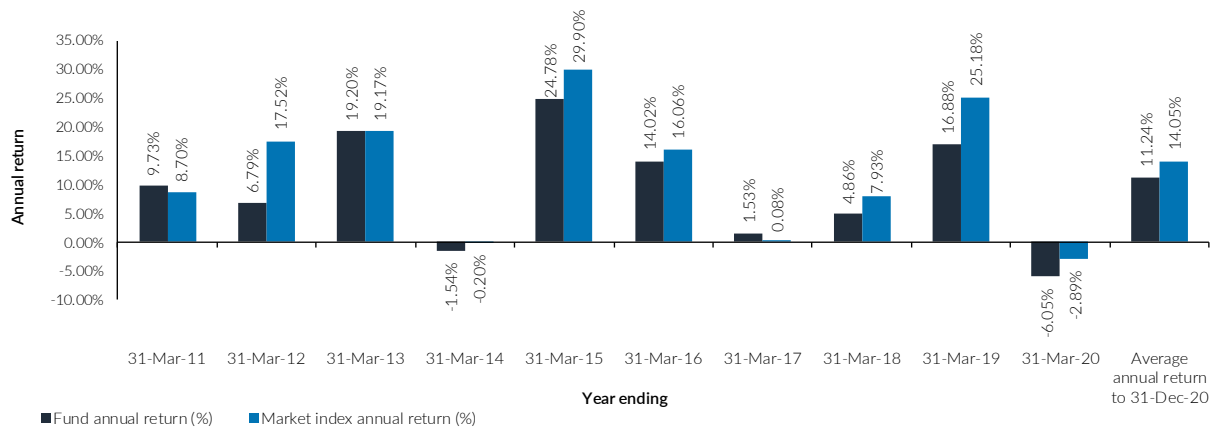
See the Product Disclosure Statement (PDS) for more information about the risks associated with investing in this fund.

How has the fund performed?

	Average over past 5 years	Past year
Annual return (after deductions for charges and tax)	10.51%	4.78%
Annual return (after deductions for charges but before tax)	11.05%	5.07%
Market index annual return (reflects no deduction for charges and tax)	12.76%	5.02%

The market index return is based on the S&P/NZX All Real Estate Gross with Imputation Index. Additional information about the market index is available on the Forsyth Barr Investment Funds' entry on the offer register at www.business.govt.nz/disclose.

Annual return graph



This shows the return after fund charges and tax for each of the last 10 years ending 31 March. The last bar shows the average annual return for the last 10 years, up to 31 December 2020.

Important: This does not tell you how the fund will perform in the future.

Returns in this update are after tax at the highest prescribed investor rate (PIR) of tax for an individual New Zealand resident. Your tax may be lower.

What fees are investors charged?

Investors in the Forsyth Barr Listed Property Fund are charged fund charges. In the year to 31 March 2020 these were:

	% of net asset value ¹
Total fund charges	1.33%
<i>Which are made up of:</i>	
Total management and administration charges including	1.33%
Manager's basic fee	1.28%
Other management and administration charges	0.05% ²
Total performance-based fees	0.00%
	Dollar amount per investor
Other charges	\$0.00

Investors are not currently charged any other fees. See the PDS for more information about fees. Small differences in fees and charges can have a big impact on your investment over the long term.

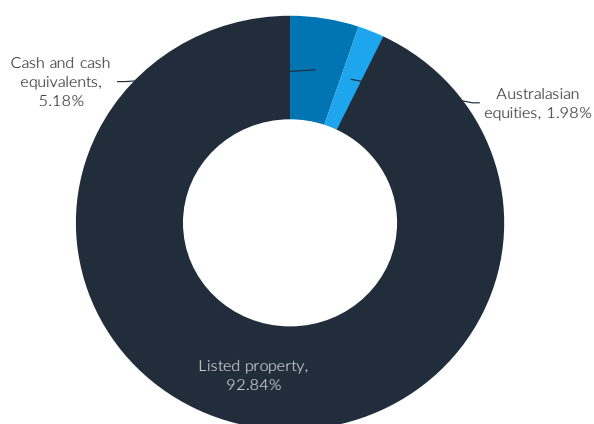
Example of how this applies to an investor

Jane had \$10,000 in the fund at the start of the year and did not make any further contributions. At the end of the year, Jane received a return after fund charges were deducted but before tax of \$507 (that is 5.07% of her initial \$10,000). This gives Jane a total return after tax of \$478 for the year.

What does the fund invest in?

This shows the types of assets that the fund invests in.

Actual investment mix



Target investment mix

Cash and cash equivalents	5.00%
New Zealand fixed interest	0.00%
International fixed interest	0.00%
Australasian equities	20.00%
International equities	5.00%
Listed property	70.00%
Unlisted property	0.00%
Commodities	0.00%
Other	0.00%

Top 10 investments

	Name	Percentage of fund net assets	Type	Country	Credit rating (if applicable)
1	Goodman Property Trust	15.15%	Listed property	New Zealand	
2	Kiwi Property Group Limited	12.92%	Listed property	New Zealand	
3	Precinct Properties New Zealand Limited	11.88%	Listed property	New Zealand	
4	Vital Healthcare Property Trust	9.59%	Listed property	New Zealand	
5	Stride Property Group	9.40%	Listed property	New Zealand	
6	Property For Industry Limited	8.79%	Listed property	New Zealand	
7	Argosy Property Limited	6.75%	Listed property	New Zealand	
8	ANZ transactional bank account	4.54%	Cash and cash equivalents	New Zealand	AA-
9	Investore Property Limited	3.89%	Listed property	New Zealand	
10	Charter Hall Group Limited	2.45%	Listed property	Australia	

The top 10 investments make up 85.36% of the fund.

We are actively monitoring the fund's foreign currency exposures. As at 31 December 2020, these exposures represented 11.44% of the value of the fund and were unhedged.

Key personnel

Name	Current position	Time in current position	Previous or other current position	Time in previous or other current position
Kevin Stirrat	Director/Strategy, Wealth Management Research, Forsyth Barr Limited	1 year and 5 months ³	Head of Investment Strategy, Forsyth Barr Limited	13 years and 11 months
Craig Alexander	Co-Head of Funds Management, Forsyth Barr Limited	7 years and 6 months ³	Head of Fixed Interest, Tower Investments	5 years and 2 months
Jason Lindsay	Co-Head of Funds Management, Forsyth Barr Limited	1 year and 3 months ³	Portfolio Manager Australasian Listed Infrastructure, ACC	6 years and 2 months
Rob Mercer	Director/Equities, Wealth Management Research, Forsyth Barr Limited	1 year and 5 months ³	Head of Private Wealth Research, Forsyth Barr Limited	7 years and 2 months
Neil Paviour-Smith	Director	12 years and 10 months ³	Managing Director, Forsyth Barr Limited (current)	20 years and 0 months

Further information

You can also obtain this information, the PDS for the Forsyth Barr Investment Funds, and some additional information from the offer register at www.business.govt.nz/disclose.

Notes

¹ Including GST.

² Other management and administration charges (supervisor's fee) ceased from 11 December 2020.

³ These personnel are employees of Forsyth Barr Limited, which carries out investment management and daily administration of the Forsyth Barr Investment Funds (and is an authorised body under our licence as a manager of registered schemes).